










## 1960 Presidential General Election Results

Note: The Google advertisement links below may advocate political positions that this site does not endorse.

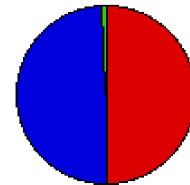
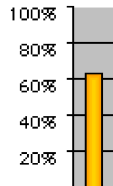
	Presidential Candidate	Vice Presidential Candidate	Political Party	Popular Vote		Electoral Vote	
	John Kennedy	Lyndon Johnson	Democratic	34,220,984	49.72%	303	56.4%
	Richard Nixon	Henry Lodge	Republican	34,108,157	49.55%	219	40.8%
	Unpledged Electors	-	Democratic	286,359	0.42%	15	2.8%
	Eric Hass	Georgia Cozzini	Socialist Labor	47,525	0.07%	0	0.0%
	Rutherford Decker	E. Harold Munn	Prohibition	46,203	0.07%	0	0.0%
	Orval Faubus	John Crommelin	National State's Rights	44,984	0.07%	0	0.0%
	Farrell Dobbs	Myra Weiss	Socialist Workers	40,175	0.06%	0	0.0%
	Charles Sullivan	Merritt Curtis	Constitution	18,162	0.03%	0	0.0%
	J. Bracken Lee	Kent Courtney	Conservative	8,708	0.01%	0	0.0%
	C. Benton Coiner	Edward Silverman	Conservative	4,204	0.01%	0	0.0%
	Write-ins	-	-	2,369	0.00%	0	0.0%
	Lars Daly	Merritt Curtis	Tax Cut	1,767	0.00%	0	0.0%
	Clennon King	Reginald Carter	Independent Afro-American	1,485	0.00%	0	0.0%
	Merritt Curtis	B. N. Miller	Constitution	1,401	0.00%	0	0.0%
	Total			68,832,483		537	



### Map Key

> 30%	-	-	
> 40%		-	-
> 50%			-
> 60%			-

### Turnout



### Maps

- [Elect Vote](#)
- [Counties](#)
- [%VAP M](#)
- [%Reg M](#)
- [Home St.](#)
- [Democrat](#)
- [Republican](#)
- [Unpledged](#)
- [Swing](#)
- [Trend](#)

